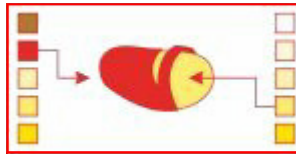


General production advice ware potatoes

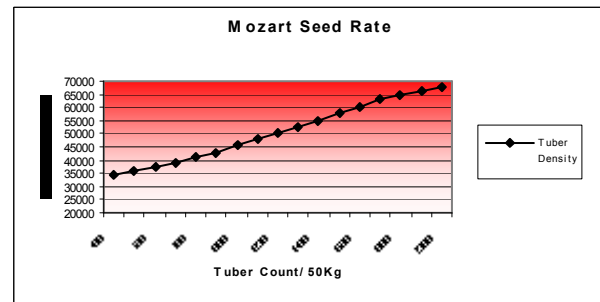
- * Good yield
- * Good scab resistance
- * Less susceptibility to bruising
- * Good cooking quality
- * Good storability
- * Robust variety



Maturity	Medium late
Tuber Size	Large
Tuber Shape	Oval
Numbers of Tubers	9-11
Flesh Colour	Yellow
Skin Colour	Red
Berries	No
Dormancy	Medium
Emergence	Slow
Sencorex Sensitivity	Pre emergence only
Foliage Development	Strong
Dry Matter	20.6 %
Foliage Blight	5
Tuber Blight	5
Blackleg	5.5
Common Scab	6
Powdery Scab	5.5
Gangrene	-
Potato Leaf Roll Virus	-
Potato Virus Y	-
PVYn	8
Yntn Tuber Tolerance	9
Spraing	7
Black Scurf	4
Black Dot	8
Skin Spot	8
Dry Rot	5
Slugs	-
Internal Bruising	3 (1=Low, 20=Sensitive)
Little Potato Disorder	8
PCN R01,4	Resistant
PCN Pa2 Pa3	No resistance

(1=Susceptible, 9=Resistant)

Plant Population



Click on Density chart for full size

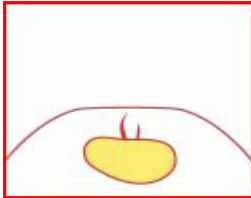
Fertiliser

Mozart has a low nitrogen requirement, advise 25-30% less than main crop varieties. Split dressing is not advised apply all the N in the seedbed.

Phosphate and Potassium to RB209

General production advice ware potatoes

Pre-treatment and planting




Mozart has a long dormancy and although physiological ageing will help the variety reaching maturity and therefore skin set, care must be taken not to create apical dominance in the seed tubers. Recommended acclimatising the seed in cool condition to allow the seed to multiply chit.

Tuber and or soil treatments are advised to control Rhizoctonia and other soil borne skin diseases.

Mozart can be grown on a wide range of soil types, care should be taken on very abrasive soils as this could be detrimental to skin set and skin finish.

Growing attention points



Mozart is slow to emerge and early canopy development is slow, extra Nitrogen is **not required** at this time.

All Nitrogen should be applied in the seedbed or very close to planting, late application could lead to delayed tuber bulking, and issues with haulm desiccation and skin set.

Haulm killing and harvest



Tuber bulking in Mozart can occur very quickly, regular test digs will be needed to monitor this.

If the crop is still vigorous nearing burn down, recommend inducing senescence by using the application of a low dose of desiccant. This should be followed up in all cases by a robust desiccation programme. **Skin, must be fully set** before attempting to harvest, failure to do will result in a crop that might have issue with skin finish and storage.

Storage



Mozart has a good dormancy, and no known issues with storage. The crop should be handled carefully to prevent skin scuffing and damage.

Cool with a low temperature differential to limit weight loss in the variety

Keep condensation and dust to a minimum in store to prevent the spread of skin blemishes and diseases.