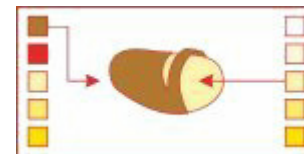


## General production advice ware potatoes

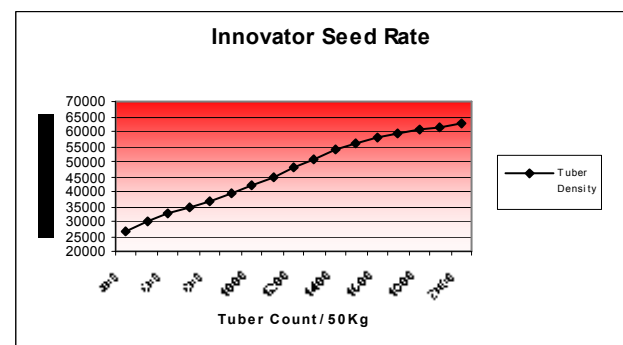
- \* High Yield 50 mm +
- \* Pallida resistance
- \* Medium\early maturity
- \* Excellent suitability for QSR
- \* Uniform size and shape



<b>Maturity</b>	Medium early
<b>Tuber Size</b>	Large
<b>Tuber Shape</b>	Oval Longloval
<b>Numbers of Tubers</b>	8-10
<b>Flesh Colour</b>	Light yellow
<b>Skin Colour</b>	Russet
<b>Berries</b>	Few
<b>Dormancy</b>	Long
<b>Emergence</b>	Normal
<b>Sencorex Sensitivity</b>	Sensitive
<b>Foliage Development</b>	Moderate
<b>Dry Matter</b>	21.2%
<b>Foliage Blight</b>	6
<b>Tuber Blight</b>	5
<b>Alternaria</b>	4
<b>Blackleg</b>	7
<b>Common Scab</b>	6
<b>Powdery Scab</b>	6
<b>Gangrene</b>	-
<b>Potato Leaf Roll Virus</b>	-
<b>Potato Virus Y</b>	-
<b>PVYn</b>	6
<b>Yntn Tuber Tolerance</b>	9
<b>Spraing</b>	4
<b>Black Scurf</b>	4
<b>Dry Rot</b>	5
<b>Slugs</b>	-
<b>Internal Bruising</b>	11(1=Low, 20=Sensitive)
<b>Little Potato Disorder</b>	6
<b>PCN R01,4</b>	No resistant
<b>PCN Pa2 Pa3</b>	Resistant

(1=Susceptible, 9=Resistant)

### Plant Population



Click on Density chart for full size

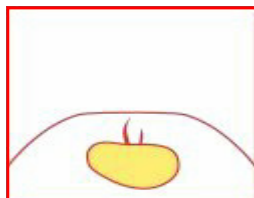
### Fertiliser

**Innovator has a high requirement for Nitrogen, this should be applied in a number of split application throughout the growing season to maintain crop canopy**  
**Recommend 250-270kg/ha N including soil supply.**  
**Foliar application of Nitrogen, Magnesium and Manganese, will help maintain crop vigour throughout the growing season, helping the crop to reach potential yield and dry matter.**

**Phosphate and Potassium to RB209**

## General production advice ware potatoes

### Pre-treatment and planting



Innovator has good dormancy and with medium early maturity there are no advantages from physiological ageing the variety. Encourage the seed to break dormancy in cooler condition to encourage the seed to produce multiple sprouts .

Plant deeper than soil level for more efficient use of water and nutrients, and to help prevent greening. Also ensure good formation of the ridge to help prevent greening.

Good results from the planting of cut tubers ( 55mm + ) has been achieved. Cut just prior to planting to achieve best results.

Tuber and or soil treatments are advised to control Rhizoctonia and other soil borne skin diseases.

### Growing attention points

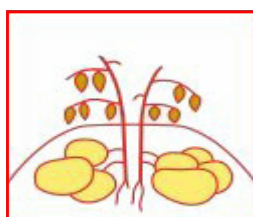


Innovator can be grown on light to medium bodied soil with a good structure, this will achieve the best tuber numbers and shape. The variety has Pallida resistance, but has no tolerance to high PCN levels. Innovator is susceptible to TRV. The variety is susceptible to Sencorex, damage may occur even with pre emergence applications.

The variety is susceptible to Alternaria , use preventative treatment to control the disease.

Innovator has a slight susceptibility to foliage and tuber blight, the use of a robust programme is recommended

### Haulm killing and harvest



Innovator is an early maturing variety, reaching crop maturity and haulm desiccation should not cause any issues.

Ensure skin is fully set before attempting to harvest, the russtted skin is easily damage

Due to the size and shape of Innovator, the variety has a slight susceptibility to mechanical damage.

### Storage



Ensure the skin is fully set on Innovator and keep mechanical damage to a minimum. The crop must be cured and dried as quickly to help prevent any issues with Fusarium in store. Innovator is susceptible to internal sprouting, the application of sprout suppressant must be applied before any signs sprouting. A stored temperature of 7.5-8.0oc is advised.